

Instrucciones para organizar

La búsqueda del tesoro

1

Imprime a doble cara el Disney match y el Busca letras con la hoja número 2. Recórtalos y guárdalos cada uno en un sobre.



2

Esconde en algún lugar *del closet* el regalito especial. No olvides agregar notitas.




Pon el Disney Match *en la cama*.
Pon el Busca letras *en las tazas*.



Complementa tu regalo



1

Recorta esta nota y escribe algo especial
Mételo en el sobre del Disney Match.



2

Recorta esta nota y escribe algo especial
Mételo en el sobre del Busca Letras.








Disney Match



1 ¿De quién es el vestido? Haz match.



2 Ubica la letra en el recuadro.

3 ¡Te estás acercando a tu regalo!



PLAN SORPRESA


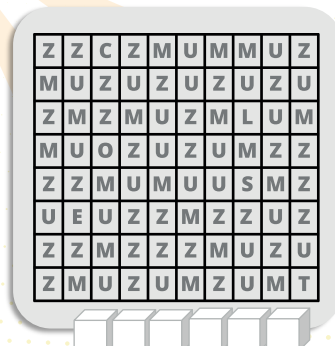
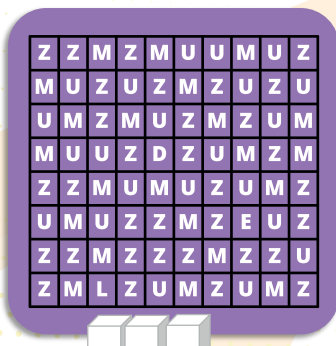
Busca letras






1 Elimina las letras Z - U - M

2 Coloca las letras en los cuadros


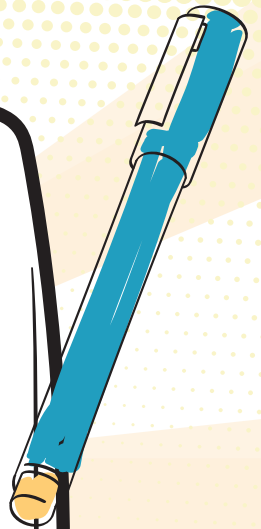

3 ¡Corre a tu regalo!



PLAN SORPRESA



PLAN
SORPRESA



PLAN
SORPRESA